

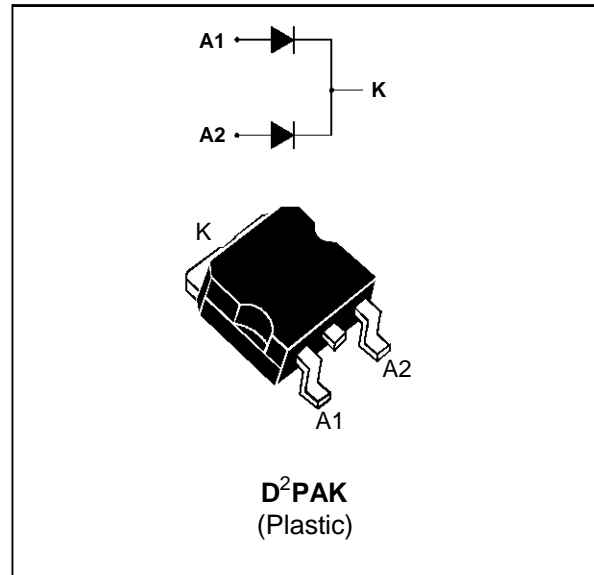
ULTRA FAST RECOVERY RECTIFIER DIODES

FEATURES

- SUITED FOR SMPS
- LOW LOSSES
- LOW FORWARD AND REVERSE RECOVERY TIME
- HIGH SURGE CURRENT CAPABILITY
- HIGH AVALANCHE ENERGY CAPABILITY
- SMD PACKAGE

DESCRIPTION

Low cost dual center tap rectifier suited for switchmode power supply and high frequency DC to DC converters. Packaged in D²PAK this device is intended for use in low voltage, high frequency inverters, free wheeling and polarity protection applications.



ABSOLUTE MAXIMUM (limiting values)

Symbol	Parameter		Value	Unit
$I_{F(RMS)}$	RMS forward current		10	A
$I_{F(AV)}$	Average forward current $\delta = 0.5$	$T_c = 125^\circ\text{C}$	5	A
I_{FSM}	Surge non repetitive forward current	$t_p = 10\text{ms}$ sinusoidal	50	A
T_{sig} T_j	Storage and junction temperature range		- 65 to + 150 - 65 to + 150	$^\circ\text{C}$ $^\circ\text{C}$

Symbol	Parameter	Value	Unit
V_{RRM}	Repetitive peak reverse voltage	200	V

STPR1020CG

THERMAL RESISTANCE

Symbol	Parameter		Value	Unit
Rth (j-c)	Junction to case	Per diode	4.0	°C/W
		Total		
Rth (c)	Coupling			°C/W

When the diodes 1 and 2 are used simultaneously :

$$\Delta T_j(\text{diode 1}) = P(\text{diode 1}) \times R_{th}(j-c) (\text{Per diode}) + P(\text{diode 2}) \times R_{th}(c)$$

ELECTRICAL CHARACTERISTICS

STATIC CHARACTERISTICS

Symbol	Test Conditions		Min.	Typ.	Max.	Unit
I _R *	T _j = 25°C	V _R = V _{RRM}			50	μA
	T _j = 100°C				0.5	mA
V _F **	T _j = 125°C	I _F = 5 A			0.99	V
	T _j = 125°C	I _F = 10 A			1.20	
	T _j = 25°C	I _F = 10 A			1.25	

Pulse test : * tp = 5 ms, duty cycle < 2 %

** tp = 380 μs, duty cycle < 2 %

RECOVERY CHARACTERISTICS

Symbol	Test Conditions		Min.	Typ.	Max.	Unit
trr	T _j = 25°C	I _F = 0.5A I _R = 1A			30	ns
tfr	T _j = 25°C	I _F = 1A V _{FR} = 1.1 x V _F		20		ns
V _{FP}	T _j = 25°C	I _F = 1A tr = 10 ns		3		V

To evaluate the conduction losses use the following equation :

$$P = 0.78 \times I_{F(AV)} + 0.042 \times I_{F(RMS)}^2$$

Fig.1 : Average forward power dissipation versus average forward current (Per diode).

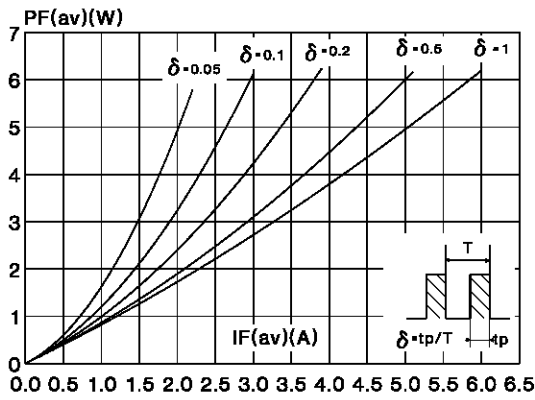


Fig.2 : Peak current versus form factor. (Per diode)

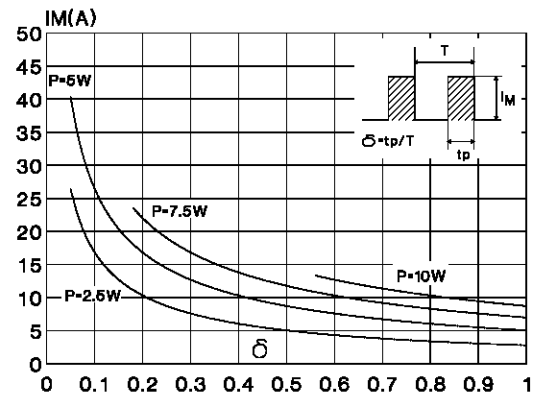


Fig.3 : Average current versus ambient temperature. (duty cycle : 0.5)

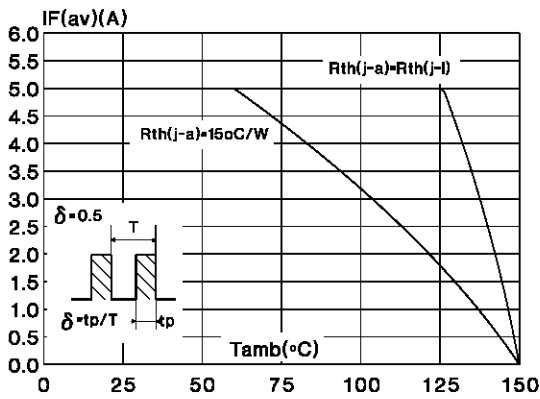


Fig.4 : Non repetitive surge peak forward current versus overload duration (Maximum values) (Per diode).

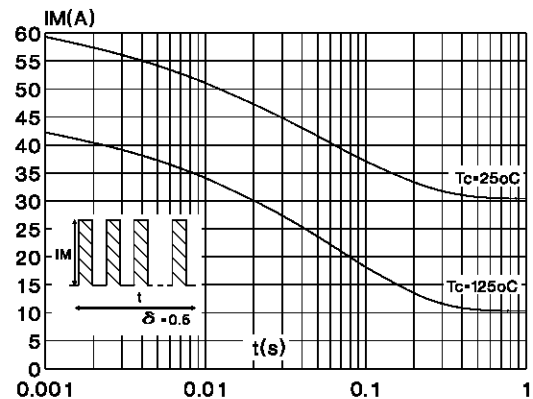


Fig.5 : Relative variation of thermal transient impedance junction to case versus pulse duration. (Per diode).

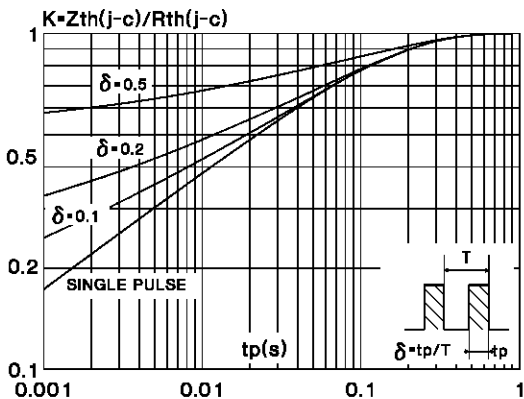
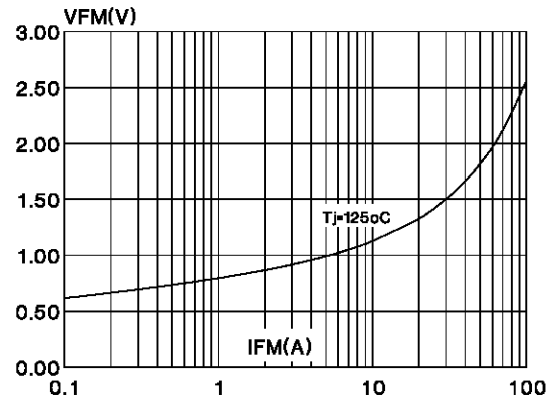


Fig.6 : Forward voltage drop versus forward current. (maximum values) (Per diode).



STPR1020CG

Fig.7 : Junction capacitance versus reverse voltage applied (Typical values) (Per diode).

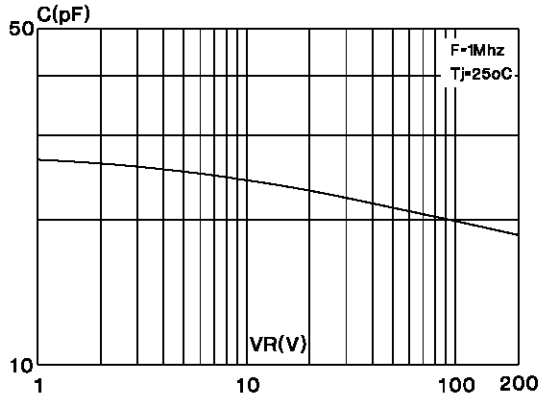


Fig.8 : Recovery charges versus dI_F/dt (Per diode).

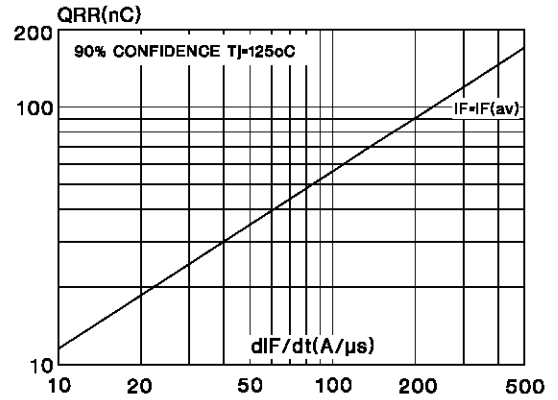


Fig.9 : Peak reverse current versus dI_F/dt (Per diode).

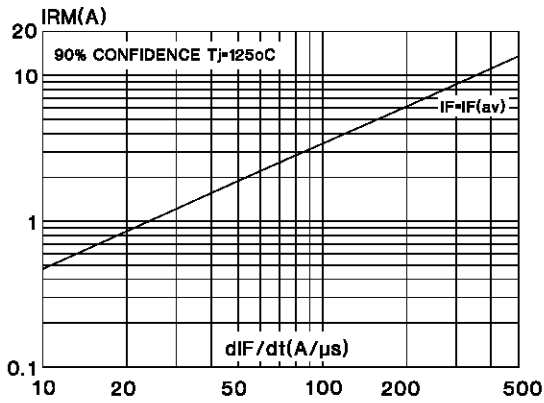
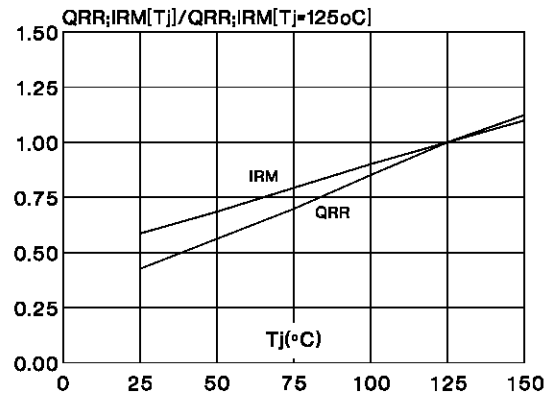
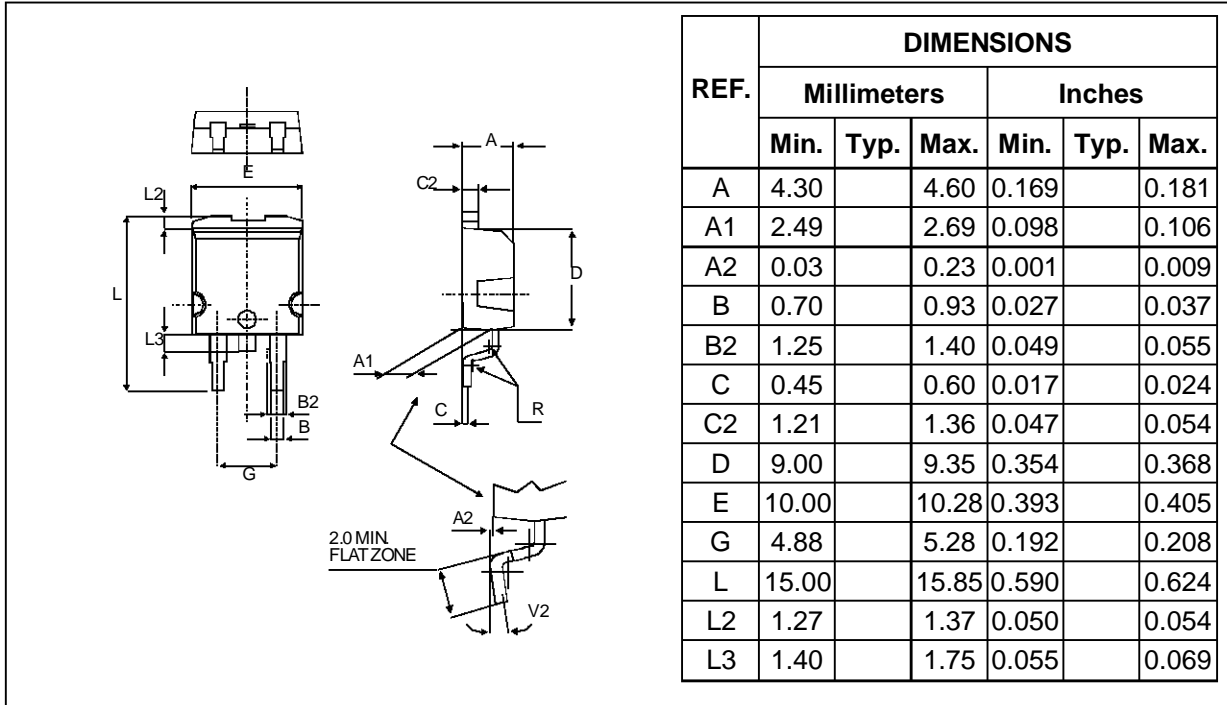


Fig.10 : Dynamic parameters versus junction temperature (Per diode).



PACKAGE MECHANICAL DATA
 D²PAK (Plastic)


Cooling method : C
 Marking : Type number
 Weight : 1.8 g

Information furnished is believed to be accurate and reliable. However, SGS-THOMSON Microelectronics assumes no responsibility for the consequences of use of such information nor for any infringement of patents or other rights of third parties which may result from its use. No license is granted by implication or otherwise under any patent or patent rights of SGS-THOMSON Microelectronics. Specifications mentioned in this publication are subject to change without notice. This publication supersedes and replaces all information previously supplied. SGS-THOMSON Microelectronics products are not authorized for use as critical components in life support devices or systems without express written approval of SGS-THOMSON Microelectronics.

© 1996 SGS-THOMSON Microelectronics - Printed in Italy - All rights reserved.

SGS-THOMSON Microelectronics GROUP OF COMPANIES

Australia - Brazil - Canada - China - France - Germany - Hong Kong - Italy - Japan - Korea - Malaysia - Malta - Morocco - The Netherlands - Singapore - Spain - Sweden - Switzerland - Taiwan - Thailand - United Kingdom - U.S.A.